

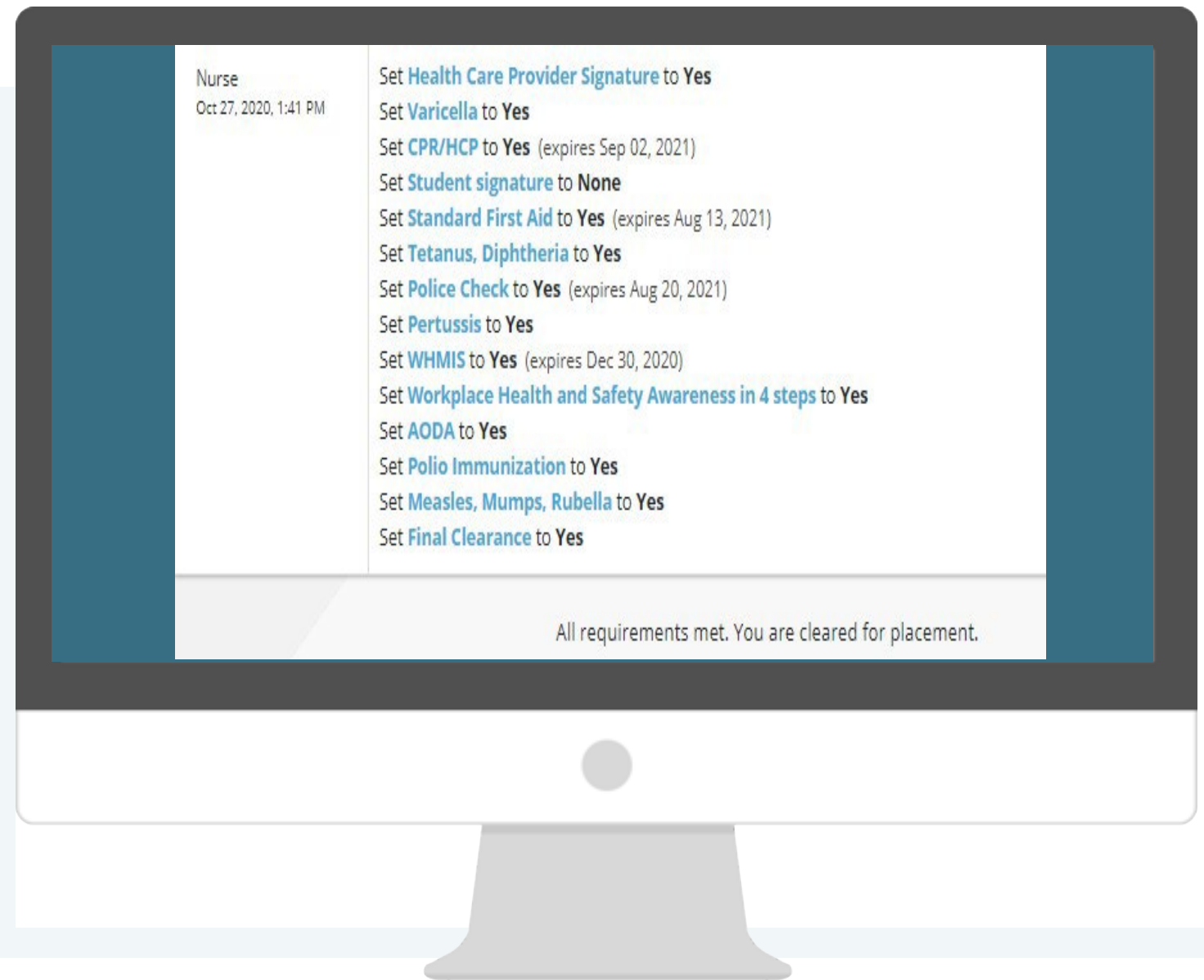
Welcome

to



NSCC Student Information

What is Placement Pass?



- A secure web portal that enables students to upload records and documents.
- Allows ParaMed nurses to review and to determine whether students have met the requirements for placement.
- Through this web portal college administrators and faculty can see that the students are cleared for placement.

The student process for completing the medical requirements

Student goes to the College assigned website

- Sign in to the Placement Pass portal using your NSCC credentials
- Prints the Pre-Placement Immunization and Infectious Disease Screening form and the Pre-placement Non-Medical Requirements form
- Send questions to the ParaMed nurses using the “get help” button

Book an appointment with a Health Care Provider

The Health Care Provider (HCP) will:

- Complete the TB screening
- Review and update immunizations
- Order lab blood tests and Chest X-Rays if required

Documents the student brings to the appointment

Vaccine records such as: Yellow immunization cards or booklets, medical clinic printouts, public health or health board records
Pre-Placement Immunization and Infectious Disease Screening Form


How to Access the Placement Pass Portal?

As an NSCC student, you already have an account with Placement Pass and can log in using your NSCC credentials

Placement Pass is set up like an app in Microsoft 365. Apps are accessed through the waffle menu in the top left corner.

If you don't see the Placement Pass App:

- Select "All Apps" to open more options.
- Or select "Explore all your apps" to open a new webpage with all the of the NSCC apps
- Once visited, it should remain pinned near the top of your menu options



What is an immunization record?

- An official record of some or all of the vaccines you have received needs to include:
 - student name
 - name of vaccine and date administered
 - who gave the vaccine
- **VaxRecordNS** allows citizens with a Nova Scotia health card to access some of their official vaccination records using the website. Those who register for the site will be able to see a list of vaccination records since 2008, like school immunizations, some early childhood vaccinations like measles, mumps, rubella and varicella (MMRV) as well as COVID 19 shots.

Here is the link with Nova Scotia Health to set up an account and access your records:

- <https://www.nshealth.ca/content/immunization-records-request>

-
- May be required to receive additional vaccines- examples of this are tetanus (Tdap) boosters and Hepatitis B vaccine series.
 - Some requirements can be cleared with blood test results that show full immunity or “Reactive” response
 - Examples include MMR and Varicella and Hep B

Medical Requirement

Tuberculosis Screening

- Used to identify students who may have had an exposure to TB.
- If a student has never had a 2-Step TB skin test, they will need a **2-Step TB skin test** (TB skin test on each arm).
- If a student had a negative 2 step TB skin test in the past, they are to **include proof** of the 2-step test (date and result) and only need a **1 step done** this time.
- Chest x-rays are **not** accepted as an alternative the skin testing. They are only done if the student **had a previous positive skin test**. A result is positive if a measurement of 10mm or greater develops.
- With a positive result, student needs to have a chest x-ray and physical exam, these students are **exempt** from further skin tests.
- The HCP needs to sign the TB page of the pre-placement health form.
- Students need to include the X-Ray report with their submission if applicable.

Medical Requirement

Measles, Mumps, Rubella and Varicella (chicken pox)

The student must provide:

- An immunization record to verify that they have received two doses of the MMR and Varicella vaccine; or
- A lab blood test showing full immunity

The health care provider to record the dates of the MMR and varicella vaccines on the NSCC Immunization and Infections Diseases form **or** can indicate that the lab results show immunity. If the student is required to receive vaccines these can be recorded on the form as well.

MEASLES MUMPS AND RUBELLA (MMR)	Dose 1 Date (DD/MM/YYYY)	Health Care Provider Initials	Dose 2 Date (DD/MM/YYYY)	Health Care Provider Initials
MMR				
Serology	Date/Results:			

The student/learner is considered immune for MMR. Yes No Health Care Provider Initials:

VARICELLA (CHICKEN POX)	Dose 1 Date (DD/MM/YYYY)	Health Care Provider Initials	Dose 2 Date (DD/MM/YYYY)	Health Care Provider Initials
Varicella				
Serology	Date/Results:			

The student/learner is considered immune for Varicella. Yes No Health Care Provider Initials:

Tetanus, Diphtheria and Pertussis (Tdap)

Student must provide a vaccine record showing a dose of Tdap within the last 10 years.

The HCP can record the vaccine given with the date on the NSCC Immunization and Infectious Diseases form here:

TETANUS/DIPHTHERIA/PERTUSSIS (Tdap)	Date (DD/MM/YYYY)	Health Care Provider Initials
Tdap Booster		

Primary series of Tdap and Tdap Booster in adulthood. Booster must be received within the past 10 years and date documented. Yes No Health Care Provider Initials:

Medical Requirement

Hepatitis B- Complete option A

Nova Scotia Health strongly recommends that students/learners complete a full series of Hepatitis B immunizations and achieve HBsAb (Antibody) immunity prior to any learning placement at Nova Scotia Health.

Prior to starting a learning placement at Nova Scotia Health, students/ learners are required to meet one of the two options below:

Option A: Show proof of receiving at least one dose in a Hepatitis B immunization series, plus sign a Hepatitis Immunity Waiver.

Option B: Show proof of completing a full series of Hepatitis B immunizations, and proof of HBsAb immunity (based on ranges provided by lab).

NOTE: Expectation for students/learners who have not achieved Hepatitis B HBsAb immunity.

- Placing agencies will outline expectations that Students/Learners acquire Hepatitis B immunizations and document results of immunity status during their academic study.

Hepatitis B- Complete option B

- If a student/learner has not achieved Hepatitis B immunity prior to starting their learning placement, the Placing Agency will be responsible for ensuring the student/learner is well informed of the risks associated with working in a health care setting.
- The Placing Agency will ensure the student/learner are not placed in a setting or undertake procedures that put the Student/ Learner at high risk of exposure to Hepatitis B.
- If Students/Learners sign the Hepatitis B Waiver – the waiver is kept on file at the Placing Agency.

HEPATITIS B (Complete option A or B)		Dose 1 (DD/MM/YYYY)	Health Care Provider Initials	Dose 2 (DD/MM/YYYY)	Health Care Provider Initials	Dose 3 (DD/MM/YYYY)	Health Care Provider Initials
Option A	Hepatitis B Series						
	Product Name						
	Student/learner has started the immunization series and signed the Hepatitis B waiver form. <input type="checkbox"/> Yes <input type="checkbox"/> No						
Option B	Hepatitis B series completed on (DD/MM/YYYY):	HBsAb Serology Result:					
	The student/learner is immune to Hepatitis B based on the HBsAb serology results. <input type="checkbox"/> Yes <input type="checkbox"/> No						

Medical Requirement

Influenza and COVID-19 Immunizations

The following immunizations are strongly recommended by NSH (submission is optional and not mandatory):

Influenza (flu)

- Only applicable during flu season (October to the end of April).
- Influenza immunization may be required by other placement partners (such as long-term care).

COVID-19 (primary series plus applicable boosters)

- Proof of immunization may be submitted for primary series of COVID-19 immunization.
- COVID-19 immunization may be required by other placement partners (such as long-term care).

There is no fee for submitting flu and COVID-19 vaccine records

Non-Medical Requirement

Police Record Checks

Criminal Record Check for the Vulnerable Sector:

- Most in-depth – shows criminal convictions, pending charges, and special charges. Can be local, provincial or RCMP police departments- the department that has jurisdiction where you live.
- Some police departments require a letter from the school program to request a vulnerable sector criminal check.
- Most police departments now have an online process.
- Expiry date is set by the program- valid for 12 months and must not expire prior to end of the academic year.
- Make sure to apply for the correct type – a Criminal Record Check is not accepted, must be Vulnerable Sector

What documents does the student submit?

1. **The Pre-Placement Health Form** reviewed and signed by the health care provider
2. **If applicable,** vaccine records, lab blood test reports and chest x-ray report
3. **Non-medical requirements** such as Vulnerable Sector Check.

How to Submit Documents?

It is recommended students submit their documents in PDF format

- If you do not have access to a printer/ scanner you can download a free mobile scanning APP onto your phone
- Allows the user to scan documents accurately and clearly
- Upload documents to the Placement Pass website saved in PDF format. Easy to also save documents on your own device for future reference- very important when applying for jobs
- Can upload multiple documents in one file. For example, all pages of the pre-placement health form in one file
- More secure as personal health information not stored on your phone

Examples of free APPs for mobile devices: Adobe Scan, CamScanner or Scan Bot. Go to Google Play Store or Apple App Store to download easily to your phone.

Placement Pass Fees

There is a fee for Placement Pass that is reflected in the immunizations section of your Additional Program Costs.

Comprehensive Clearance Fee: \$65.00 plus Tax (Comprehensive Clearances are those with Full Medical and Non-Medical Requirements)

Simplified Clearance Fee: \$32.50 plus Tax (Simplified Clearances are those with 3 or less Medical Requirements and full Non-Medical Requirements)

Acceptable payment methods include credit card, Visa/Mastercard debit and Visa/Mastercard Gift Cards

Student Submissions

From: noreply=requisite.ca@mg.requisite.ca <noreply=requisite.ca@mg.requisite.ca> On Behalf Of Requisite
Sent: Wednesday, June 23, 2021 11:19 AM
To: <<student email address>>
Subject: Update to your Requisite application



Your application has received an update.

Click [here](#) to view details.

This email was sent to <<student email address>>. To stop receiving updates from requisite, [unfollow here](#).

Interested in leaving us feedback? [Leave us a comment](#).

This email is to notify you a new message has been posted to one of your registered programs.

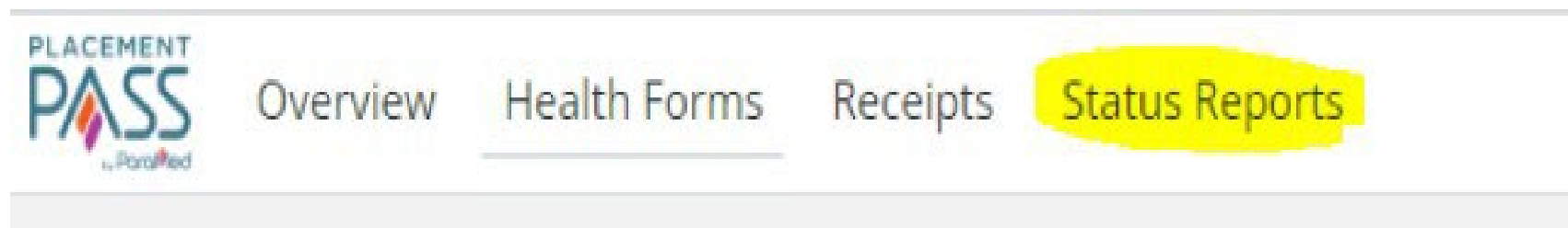
Click [here](#) to login and view it.

- When the student has completed their requirements, has all their records, lab tests, certificates and their health form (signed by a Health Care Provider), they are ready to pay their fee and upload their documents
- Every time an entry or comment is made on a student account, they receive an email advising them to log onto the website and check their account activity

Checking Your Status following Submission

Once the submission has been reviewed:

- The student can access a printable Status Report
- Can be provided to the student's health care provider detailing any deficiencies from the submission
- Can be shared with their Placement facility which will show the status of the clearance requirements
- To access the status report, click on the Status Report link on the top menu bar (beside receipts)

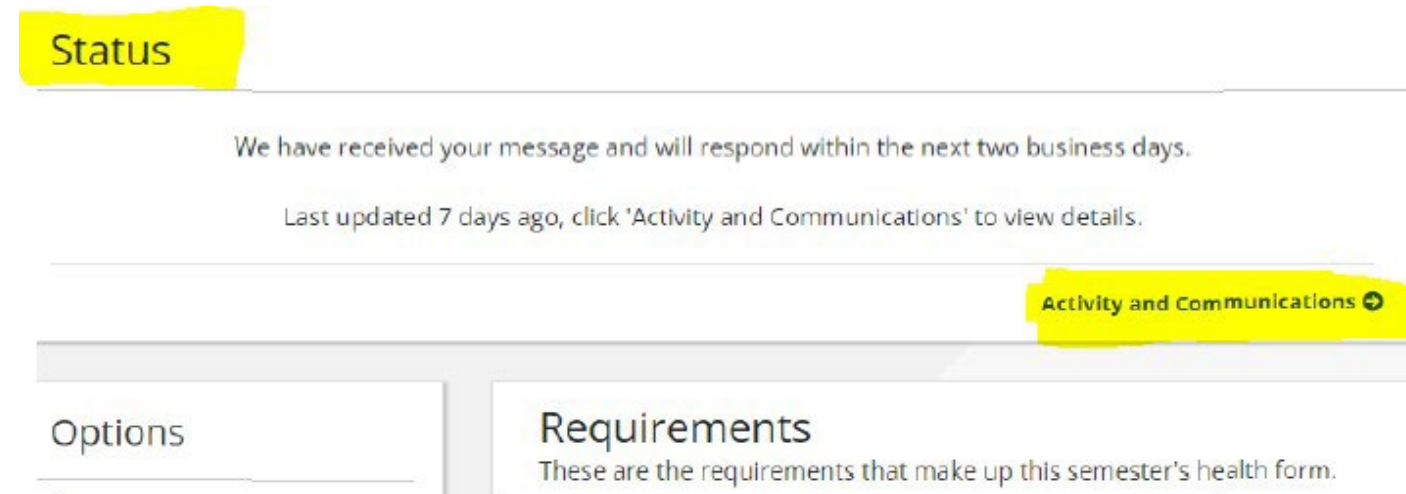


How to check for messages

- To check for messages left by the Placement Pass nurses, go to your current Health Form Account Page by clicking on the Health Forms link on the top menu bar , click view details



- Click Activity and Communications to view all the activity and messages from the nurses



Overview Screen - Expiry Dates

Students who have a completed submission will see a list of their expiry dates colour coded to indicate when the requirement is expiring.

- **Green** – indicates the expiry date is greater than 60 days, no immediate action required
 - Expires > 60 days
- **Yellow** – indicates the date is expiring within 60 days, student needs to update requirement.
 - Expires < 60 days
- **Orange** – indicates the date is expiring within 30 days. Immediate action required. Student needs to update requirement.
 - Expires < 30 days
- **Red** – indicates the date has expired. Immediate action required. Student clearance status in jeopardy.
 - Expired

Overview Health Forms Receipts Status Reports

Overview

To view additional details on your requirements that are expiring, click on the Status Reports tab in the top menu.

● Expires > 60 days ● Expires < 60 days ● Expires < 30 days ● Expired

Requirement	Last Updated	Expiration	Completion
MMR	Mar 08, 2022		
TB Screening	Mar 09, 2022	● Mar 23, 2022	
Varicella	Mar 08, 2022		
Tetanus/Diphtheria	Mar 10, 2022	● Dec 28, 2024 Temporary Exception	
Pertussis (Tdap)	Mar 08, 2022		
Polio	Mar 08, 2022		
Hepatitis B	Mar 08, 2022		
Influenza date 2	Mar 08, 2022		Nov 18, 2021
COVID #1 Data Type: Pfizer-BioNTech	Mar 08, 2022		May 6, 2021
COVID #2 Data Type: Pfizer-BioNTech	Mar 08, 2022		Jun 21, 2021
COVID #3 Data Type: Pfizer-BioNTech	Mar 08, 2022		Dec 21, 2021
Emergency First Aid with CPR level 2/LS Certificate	Apr 01, 2022	● Apr 15, 2022	

PLACEMENT
PASS
BY Paramed



Thank you!

Nscc.placementpass@paramed.com

