



2010 Graduate Follow-up Study Portfolio Report

NSCC Graduate Follow-Up Survey 2010 Portfolio Report

INTRODUCTION

The Graduate Follow-Up Survey (GFS) is an extensive annual survey of NSCC graduates one year following graduation. Through telephone interviews conducted by Corporate Research Associates, this survey explores employment and other activities of graduates, as well as graduates' satisfaction with their experience at NSCC. This is the eleventh year that this survey has been commissioned directly by NSCC and results continue to demonstrate that graduates succeed after graduation.

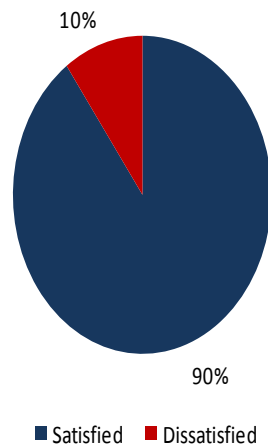
The 2010 survey was conducted during the period from June 30 to August 30, 2010 and interviewed graduates from the class of 2008-2009. There were 3301 graduates in the class of 2009¹ eligible for the survey, 1102 of whom participated. This number of respondents generates results that are accurate 95% of the time to within 2.5% of the stated result.

In the 2010 GFS, three survey questions focused on portfolio learning, specifically how the portfolio was used and graduate satisfaction with the process. Portfolio is an integral part of the learning experience for NSCC students that can be used to document and showcase skills, learning experiences and achievements.

RESULTS

Results indicate that the vast majority of graduates (90%) are satisfied with their portfolio learning experience, just as most graduates (95%) were satisfied with their overall experience at NSCC. There was a clear relationship between satisfaction with portfolio, satisfaction with NSCC and willingness to recommend the College. The results from all three of these variables were overwhelmingly positive.

Overall Satisfaction with Portfolio Learning at NSCC



¹ This excludes graduates from the Adult Learning Program under School of Access and graduates with disabilities. The Adult Learning Program was removed as it is not a post secondary program and graduates with disabilities are being surveyed separately. Graduates who returned to NSCC full-time are also excluded because the primary purpose of the survey is to understand employment outcomes of NSCC graduates once they have left NSCC.

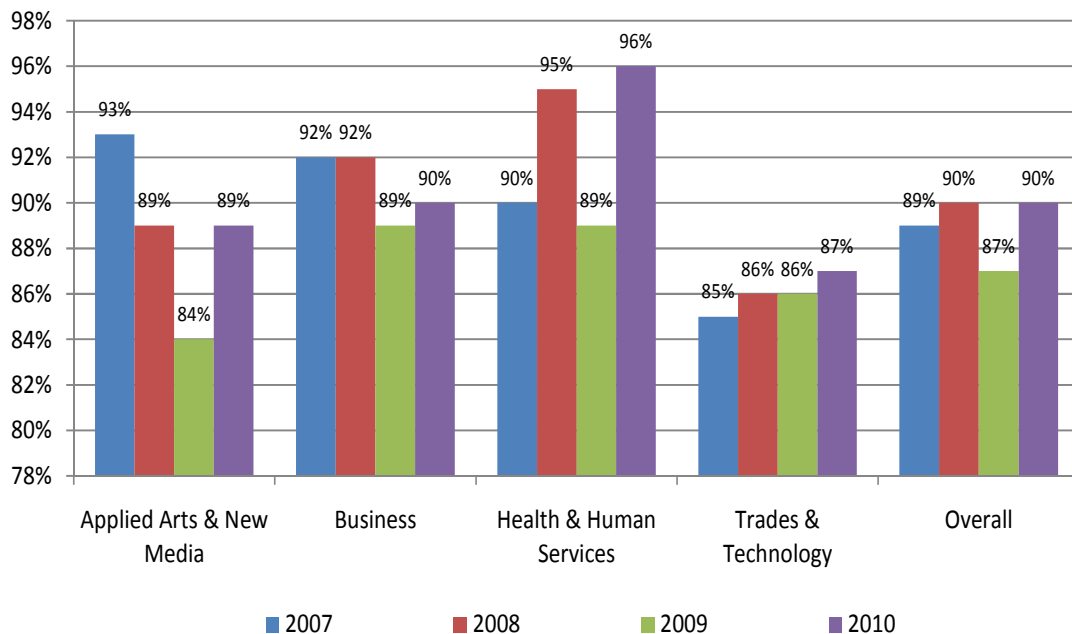
NSCC Graduate Follow-Up Survey 2010 Portfolio Report

Overall, 87% of the respondents would recommend the College and are satisfied with the College and portfolio learning experience.

Recommend the College	Satisfied with the College	Overall portfolio satisfaction		Total
		Dissatisfied	Satisfied	
No	Dissatisfied	1.4%	0.8%	2.2%
	Satisfied	0.3%	1.1%	1.4%
No Total		1.7%	1.9%	3.6%
Yes	Dissatisfied	0.9%	2.3%	3.2%
	Satisfied	6.8%	86.5%	93.2%
Yes Total		7.7%	88.7%	96.4%
Total		9%	91%	100%

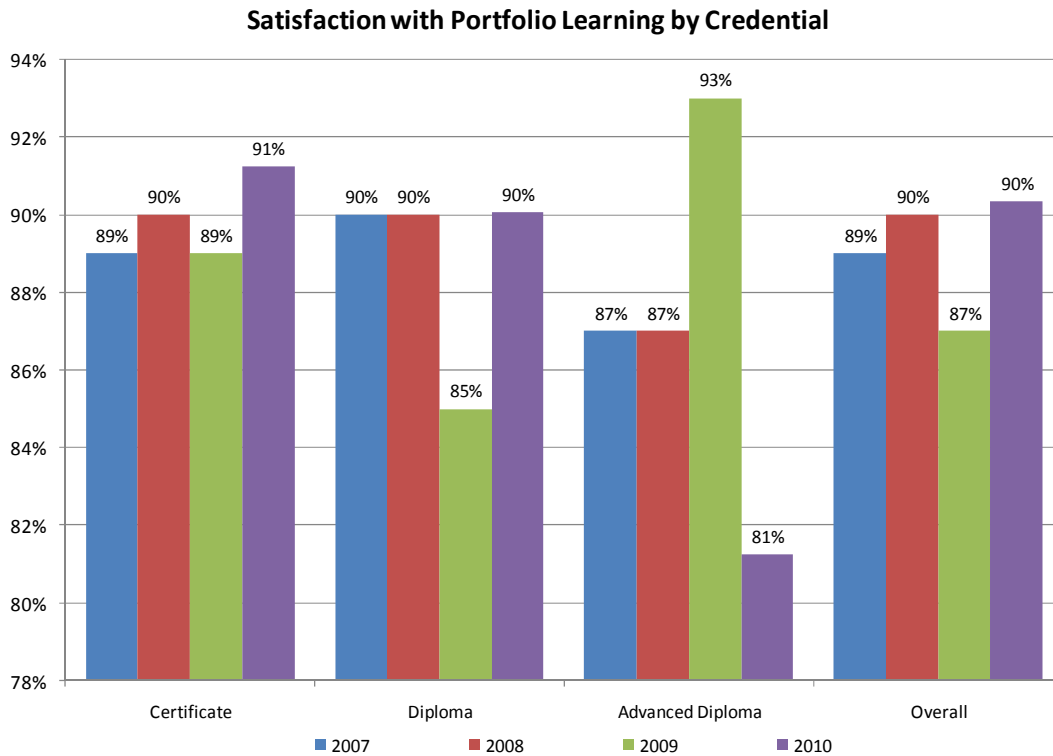
At the Academic School level, graduates remain highly satisfied with portfolio. Results ranged from 87% satisfaction in the School of Trades and Technology to 96% in the School of Health and Human Services. There was an overall increase in satisfaction with portfolio education from the previous year, up 3% from 2009. Increases were realized in all Schools including: Applied Arts and New Media (5%), Business (1%), Health and Human Services (7%) and Trades and Technology (1%).

Satisfaction with Portfolio Learning by Academic School



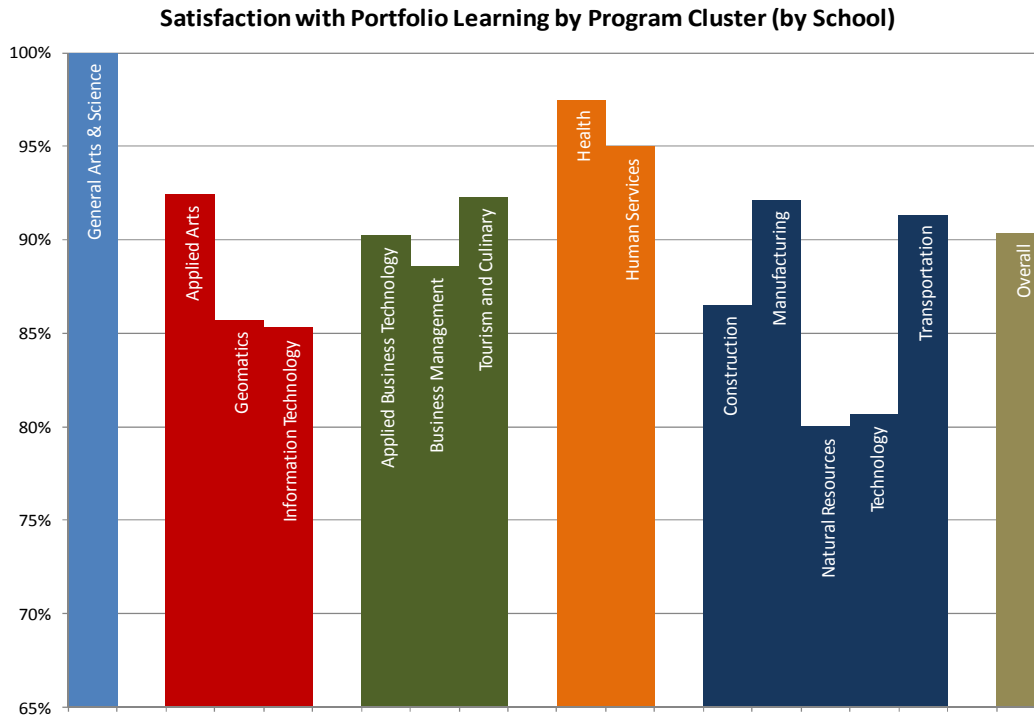
NSCC Graduate Follow-Up Survey 2010 Portfolio Report

With respect to credential, graduates of certificate programs were most satisfied with the portfolio learning experience (91%) followed by those in diploma programs (90%), up by 2% and 5% respectively from the previous year. Graduates in the advanced diploma programs reported a slight decrease in satisfaction with portfolio learning, down 12% from the previous year.



NSCC Graduate Follow-Up Survey 2010 Portfolio Report

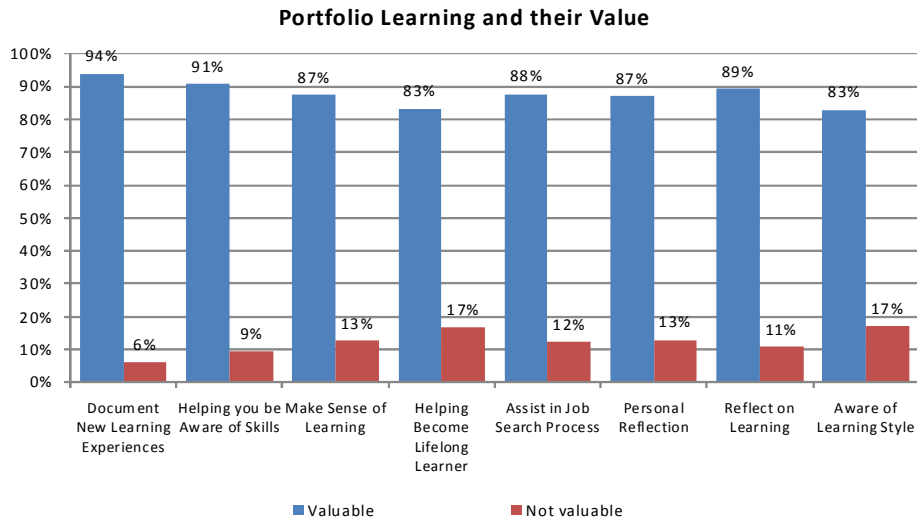
When results were organized by program cluster, portfolio satisfaction ranged from 80% satisfaction in the Natural Resources cluster to 100% in the General Arts & Science cluster.



Cluster	Satisfied
School of Access	
General Arts and Science	100%
School of Applied Arts and New Media	
Applied Arts	92%
Geomatics	86%
Information Technology	85%
School of Business	
Applied Business Technology	90%
Business Management	89%
Tourism and Culinary	92%
School of Health and Human Services	
Human Services	95%
Health	98%
School of Trades and Technology	
Construction	87%
Manufacturing	92%
Technology	81%
Natural Resources	80%
Transportation	91%
Overall	90%

NSCC Graduate Follow-Up Survey 2010 Portfolio Report

Graduates were also asked about various aspects of portfolio learning and how valuable they felt each was. The largest proportion of respondents (94%) felt that documenting and tracking learning was a valuable aspect of portfolio learning.



There were some differences across aspects of portfolio for those who were satisfied with the process and those who weren't. Those who weren't satisfied with portfolio did not value aspects of portfolio as much as those who were satisfied. This relationship is somewhat intuitive. There were also different patterns between these groups in what was felt to be most and least valuable. Please note highlighted cells in the table below which indicate the most valuable aspects of portfolio for both those who were satisfied with Portfolio and those who were not satisfied. In both instances, the most valued aspect of Portfolio was its ability to help document and track learning.

	Not Satisfied with Portfolio		Satisfied with Portfolio	
	Valuable (%)	Not Valuable (%)	Valuable (%)	Not Valuable (%)
Document and Track Learning	67.0%	33.0%	97.0%	3.0%
Making Sense of Learning	45.6%	54.4%	92.2%	7.8%
Job search / Career Development	46.1%	53.9%	92.4%	7.6%
Personal Reflection	51.0%	49.0%	91.2%	8.8%
TOTAL	10.0%		90.0%	

CONCLUSION

The graduates of 2008-2009 were the seventh graduating class to complete Portfolio Learning as a requirement for graduation. The rating of this process was on par with results from last year and therefore suggests that the concept of portfolio learning is stable with faculty and their respective learners.